

HSL100 Deluxe Universal Sling



Lifestyle Slings

**MANUFACTURED IN
GREAT BRITAIN.**



**Harvest Healthcare
Sheaf House
Bradmarsh Way
Bradmarsh Business Park
S601BW
T: 01709377172
F: 01709377173
E: enquiries@harvesthealthcare.co.uk
www.harvesthealthcare.co.uk**



harvesthealthcare®
a prismhealthcare company



More information and product video -
www.harvesthealthcare.co.uk

HSL100 Deluxe Universal Sling

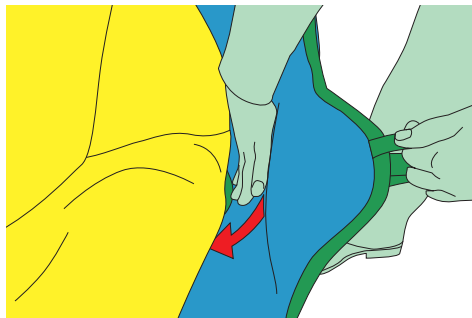
- 1** Ensure that the guiding handles and identification label are on the outside.



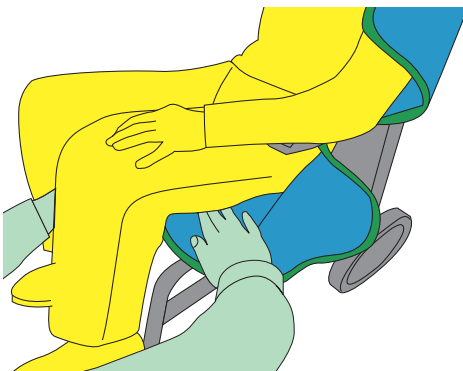
- 2** Place the sling down the back of the client using the rear pocket. Ensure the aperture is tucked under the client's coccyx.



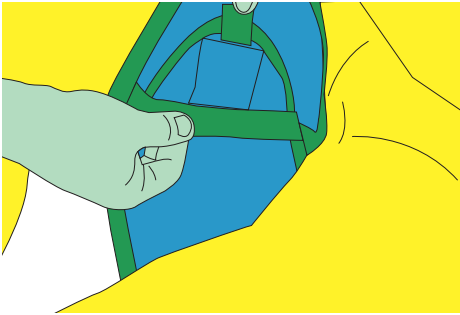
- 3** Straighten the leg section and push the side of the aperture underneath the client's hip. Repeat on the opposite side. The long outer leg loops should be pulled so they are positioned mid-thigh.



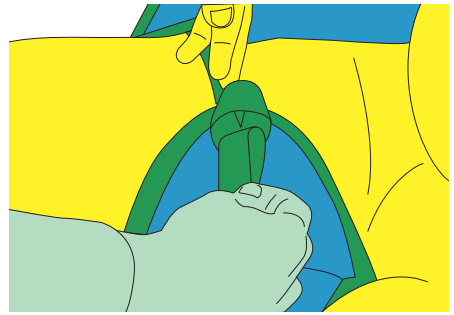
- 4** Carefully feed the leg of the sling underneath pushing the sling section down into the seating surface to avoid friction and shear against the clients legs. Repeat the procedure on the other leg.



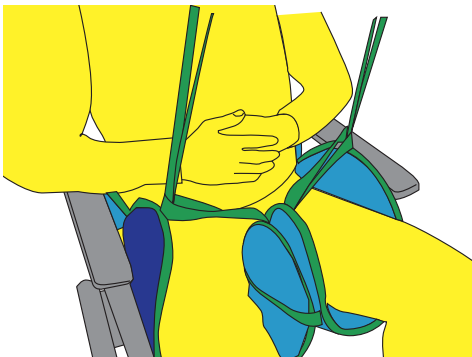
- 5** Ensure that the sling is not twisted or creased under the thighs and check both leg straps are equal in length. Feed the right leg through the loop on the back of the opposite leg.



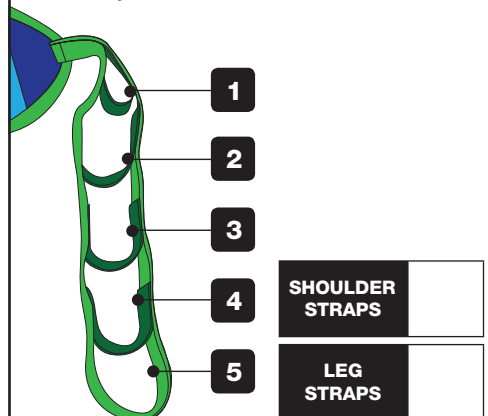
- 6** Feed the short inner leg loop on the left hand leg through the small dignity loop on the right hand leg.



- 7** Feed the long outer leg strap on the left leg through the short inner loop of the left leg and the right leg long strap through the short loop of the right leg. Attach the leg straps to the spreader bar followed by the hip straps then they shoulder straps.



- 8** The loop selection of each strap should be in accordance to a moving handling plan written by a competent person. Lifting straps can contain differing quantities of loops, the loop closest to the body of the sling will always be identified as number 1.



EXAMINATION AND INSPECTION OF SLING

CAUTION

Before every lift visually examine the slings structural integrity. If there is any sign of excessive damage to the fabric or straps DO NOT USE THE SLING.

GENERAL EXTERNAL WEAR

In normal use this is unavoidable and is shown by fluffiness to the surface fibres. This may be caused by sharp edges on straps or Hook and Loop. This is harmless unless it becomes too extensive. Normal material condition is smooth or flat.

LOCAL ABRASION IN THE WEBBING STRAPS

This may be caused by the passage of the webbing over the sharp edges whilst under tension or Hook and Loop. Slight damage to the outer fibres may be considered safe but in severe cases this should lead to instant rejection of the product.


CUTS, HOLES OR BURNS

These are dangerous and must lead to instant rejection of the product.


EXAMINATION OF STITCH PATTERNS Examine the stitch patterns for broken, worn, pulled or unravelled stitches. Reject any product where the thread has become subject to excessive abrasion or broken stitches.



DO NOT USE



DO NOT USE



Critical stitch area on all lifting straps
THIS MUST BE INTACT

WASHING INSTRUCTIONS

Each sling can be laundered up to 80°C. Use a mild soap solution and then rinse. Slings will air dry quickly in a warm room or in the normal manner. Tumble dry on low setting only. Do not place over a convector heater or steam pipes. Do not use biological detergents. Do not use bleach. Do not use strong chemicals. A faded label is an early indicator that the sling has been subject to harsh/abrasive cleaning methods: do not continue to use the sling.

All slings fitted with a Hook and Loop body belt should have the Hook and Loop square removed during laundering and refitted afterwards. This will significantly extend the lifespan of the product.

SAFE WORKING LOAD

Supersoft (Spacer) - 300kg | Polyester - 400kg | Mesh 300kg | Parachute 200kg

SLING INSPECTION

Each product should be inspected prior to each use and with your six month or annual hoist inspection. This is in line with LOLER (Lifting Operations and Lifting Equipment Regulations).

SAFETY AND QUALITY STANDARDS

Care-Ability Healthcare (manufacturer), are registered with the Medicines and Health Care Regulatory Agency of the UK Government to manufacture Class 1 Medical Devices. Our products are categorised as a Class 1 Medical Device and carry the CE mark under the European Medical Device Directive EU93-42. The products are designed and manufactured under the externally accredited BS EN ISO 9001:2008 quality system well beyond the requirements of BS EN 10535:2006, The Hoist and Sling Standard.

All of our products are thoroughly inspected by two staff members prior to the product being dispatched. Our Lifestyle slings are labeled with a unique serial number to assist with traceability and for recording LOLER examinations.