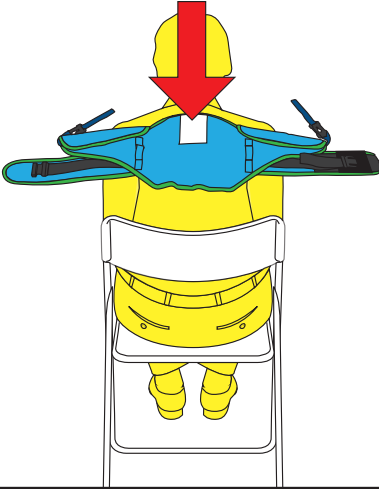


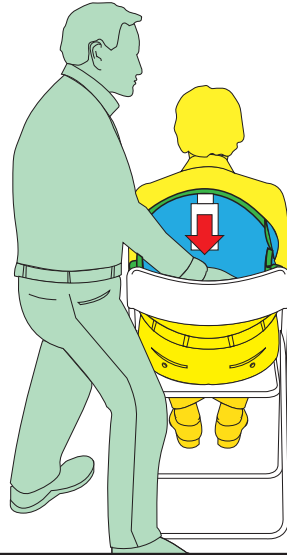
HSL510 Stand-Aid Clip Sling

1 PLEASE NOTE - BEFORE FITTING REMOVE THE SQUARE HOOK PATCH ON THE BODY BELT.

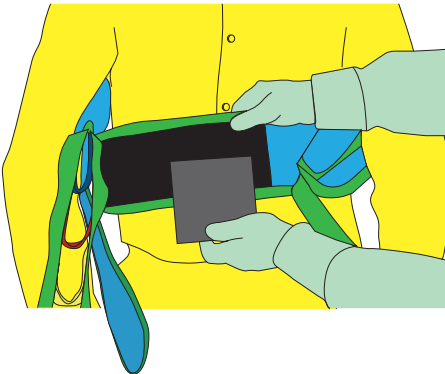
Ensure that the guiding handles and identification label are on the outside.



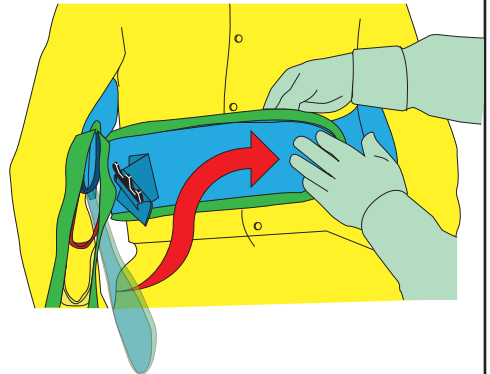
2 Place the sling down the back of the client using the rear pocket. Ensure the aperture is above the waist line.



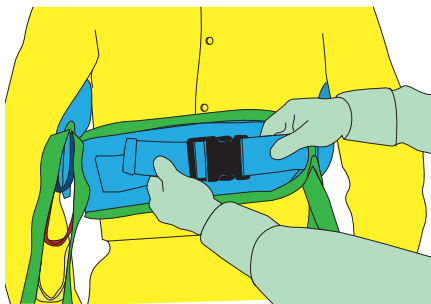
3 Pull the body belt into position and reapply the hook square patch to belt.



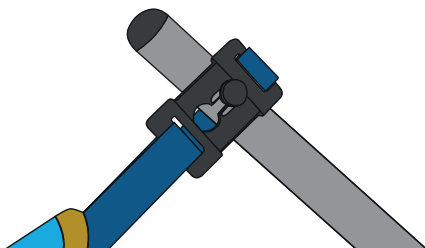
4 Close belt firmly ensuring a comfortable fit. This does not need to be over tight. Check the sling is equal and square.




- 5** The additional belt with buckle can be closed. This belt can be adjusted by pulling the end of the strap.



- 6** Attach clip to the spreader bar stud, ensure that the clip clicks in to place and is secure. To ensure safe use, place the large hole of the clip over the hoist bar stud, pull down on the clip until it clicks into the narrower neck area. Ensure that the clip cannot be pulled from the bar. To remove the clip, pull the small strap up fully until the large hole is located over the stud. Failure to fully lift the clip over the stud when removing can damage the clip retainer prongs.



- 7** Carry out the transfer ensuring that the hoist is not drag lifting the client. To reduce this risk ensure that the client leans back into the sling.



EXAMINATION AND INSPECTION OF SLING

CAUTION

Before every lift visually examine the slings structural integrity. If there is any sign of excessive damage to the fabric or straps **DO NOT USE THE SLING.**

GENERAL EXTERNAL WEAR

In normal use this is unavoidable and is shown by fluffiness to the surface fibres. This may be caused by sharp edges on straps or Hook and Loop. This is harmless unless it becomes too extensive. Normal material condition is smooth or flat.

LOCAL ABRASION IN THE WEBBING STRAPS

This may be caused by the passage of the webbing over the sharp edges whilst under tension or Hook and Loop. Slight damage to the outer fibres may be considered safe but in severe cases this should lead to instant rejection of the product.

CUTS, HOLES OR BURNS


These are dangerous and must lead to instant rejection of the product.

EXAMINATION OF STITCH PATTERNS


Examine the stitch patterns for broken, worn, pulled or unravelled stitches. Reject any product where the thread has become subject to excessive abrasion or broken stitches.



DO NOT USE



DO NOT USE



Critical stitch area on all lifting straps
THIS MUST BE INTACT

WASHING INSTRUCTIONS

Each sling can be laundered up to 80°C. Use a mild soap solution and then rinse. Slings will air dry quickly in a warm room or in the normal manner. Tumble dry on low setting only. Do not place over a convector heater or steam pipes.

Do not use biological detergents. Do not use bleach. Do not use strong chemicals. A faded label is an early indicator that the sling has been subject to harsh/abrasive cleaning methods: do not continue to use the sling. All slings fitted with a Hook and Loop body belt should have the Hook and Loop square removed during laundering and refitted afterwards. This will significantly extend the lifespan of the product.

SAFE WORKING LOAD

Supersoft (Spacer) - 300kg | Polyester - 400kg | Mesh 300kg | Parachute 200kg

SLING INSPECTION

Each product should be inspected prior to each use and with your six month or annual hoist inspection. This is in line with LOLER (Lifting Operations and Lifting Equipment Regulations)

SAFETY AND QUALITY STANDARDS

Care-Ability Healthcare (manufacturer), are registered with the Medicines and Health Care Regulatory Agency of the UK Government to manufacture Class 1 Medical Devices. Our products are categorised as a Class 1 Medical Device and carry the CE mark under the European Medical Device Directive EU93-42. The products are designed and manufactured under the externally accredited BS EN ISO 9001:2008 quality system well beyond the requirements of BS EN 10535:2006, The Hoist and Sling Standard.

All of our products are thoroughly inspected by two staff members prior to the product being dispatched. Our Lifestyle slings are labeled with a unique serial number to assist with traceability and for recording LOLER examinations.