




General User/Safety Guide


# UNIVERSAL SAFE ROLL BUMPER

SIDERAIL



[www.harvesthealthcare.co.uk](http://www.harvesthealthcare.co.uk)

CE  
UK  
CA



# CONTENTS

<b>WARNINGS &amp; CAUTIONS</b>	<b>4</b>
<b>PRODUCT OVERVIEW</b>	<b>5</b>
<b>GENERAL INFORMATION</b>	<b>6-7</b>
<b>INSTALLATION</b>	<b>8-10</b>
<b>CLEANING AND CARE</b>	<b>11</b>

# WARNINGS & CAUTIONS



**READ THIS INSTRUCTION MANUAL CAREFULLY. PLEASE NOTE IN PARTICULAR THAT THE SAFETY INSTRUCTIONS MUST BE OBSERVED.**

## **WARNING**

Please ensure that this booklet is read prior to first use.

Please refer to the information in this booklet as a guideline only.

Harvest Healthcare Ltd recommend that prior to using this product, a full risk assessment must be completed by a qualified professional, to determine that the correct product is suitable for each individual.

Do not allow sharp objects to penetrate the Universal Safe Roll bumper or the covering material.

Ensure this product is fitted as specified in the fitting instructions.

Routinely inspected this item for damage and ensure all fixing straps or Hook and Loop are securely fastened.

Remove the item from service if the product is damaged or ripped.

Remove the item if the fixing straps or the Hook and Loop show signs of wear and they are not effective.

Do not expose this product to open flames. We advise the user not smoke when using this product.

Facial contact with the cover may cause suffocation if used incorrectly.

## **SYMBOLS USED**



COVERS ARE  
REMOVABLE AND  
MACHINE WASHABLE



LOW HEAT  
TUMBLE DRY



DO NOT  
DRY CLEAN



DO NOT  
BLEACH



DO NOT IRON



CE MARK



UKCA MARK



DO NOT USE  
PHENOLS



NO  
SMOKING



This symbol indicates general hazards. There is a danger to life and health.

# PRODUCT OVERVIEW

**PRODUCT CODE: HFB003**

## **PRODUCT DESCRIPTION**

### **Universal Safe Roll Bumper for all Woburn Profiling Beds**

The Universal Safe Roll system is a state-of-the-art crash mat, designed to dramatically change the landscape of falls protection and support the reduction of the use of side rails. Traditional static floor mats are often a trip hazard, must be moved to accommodate moving and handling equipment, and are frequently too thin to provide true protection from falls. This radical new design eliminates all these issues, providing safety for the resident and exceptional ease of use for carers.

The folding mat attaches to the side of the bed, and Hook and Loop up when the bed is raised for care, enabling access for carers and for equipment. As the bed is lowered the deep foam mat folds out to lie alongside the bed, as a true safety feature. Designed to fit our Woburn Ultra Low, Low and standard beds, the Universal Safe Roll is suitable for a wide range of users and is ideal for use within nursing homes and the domestic environment.

The system can be used with an integrated falls reduction sensor mat.

All the bumpers come with covers that are removable and machine washable, for better infection control.



# GENERAL INFORMATION

## INSTRUCTIONS FOR USE

Check the product for damage, and if it is the correct type of product for the bed, before carrying out the installation.

- If the Universal Safe Roll bumper or any other part of the product looks damaged do not fit to the bed.
- Refer to the product code and pictures to make sure you're using the right instruction for use.
- Before installing this product read the instruction for use thoroughly and seek advice if you are unsure how to fit the product.

To help prevent injury it is important that patients and equipment are monitored regularly.

The Universal Safe Roll bumper may be delivered in a plastic cover for protection; these covers must be removed and disposed of before the equipment can be used.

Please dispose of the plastic as specified by your local waste disposal service authority.

## INTENDED PURPOSE

The Universal Safe Roll system is designed to dramatically change the landscape of falls protection and support the reduction of the use of side rails. Traditional static floor mats are often a trip hazard, must be moved to accommodate moving and handling equipment, and are frequently too thin to provide true protection from falls. This radial new design eliminates all these issues, providing safety for the resident and exceptional ease of use for carers.

## UNIVERSAL SAFE ROLL BUMPER SYSTEM INSPECTION RECOMMENDATIONS

The Universal Safe Roll bumper system should be checked regularly to ensure they remain 'fit for purpose', effective and pose no risk of infection to either the patient or the carer.

Harvest Healthcare Ltd recommend that a thorough inspection of both the exterior (cover) zips, straps and Hook and Loop is carried out weekly, or each time a new patient is introduced to this equipment. Visual checks should be carried out daily to identify any significant signs of damage or infection risk.

If any signs of contamination are identified, the side rail system should be withdrawn from use immediately and cleaned.

## CLEANING AND CARE

The bumper system has a protective PU cover. The cover should be cleaned regularly in accordance with your organisation's disinfection protocol.



**Facial contact with any covering material such as that used on this product can cause suffocation and a Risk Assessment should be done prior to the use of this product.**

# GENERAL INFORMATION

## **MOVING, HANDLING AND STORAGE**

Where possible, bumper system should be stacked flat to prevent damage to the product. It may require more than one person to aid in fitting the system.

The bumper system is to be stored between -5 to +40 degrees, in a dry environment.

Do not expose to high humidity or heat.

**Do not drag or pull the bumper system by the cover.**

## **SAFE USE**

This product is intended as an aid to prevent accidental injury. With a carer present check the material, zips and fastenings to ensure that these parts of the bumper systems have not been damaged and do not introduce gaps or a hazard that could increase the risk of entrapment suffocation or injury to the user.

Before and during the use of the bumper, consider the effectiveness of the system. Seek advice to ensure the product is suitable for the bed before attempting to fit it. The fastening straps must loop around the static parts of the bed. Thoroughly read the fitting instructions supplied with this product. (Installation section)

## **Important Notice**

Do not sit on the bumper or allow the bumper to be crushed when the bed is lowered to the floor, as this will deform the product and could result in less protection being provided to the user.

Beds used for Universal Safe Roll bumper installation, should always be operated in line with their instructions for use.

## **WARRANTY**

### **Bumper Systems**

All Harvest Healthcare bumper systems are covered by warranty for a period of 1 year.

Damage through incorrect use will invalidate this warranty.

## **GUARANTEE**

Harvest Healthcare Ltd guarantees to repair or replace all goods issued to its customers which are found to be defective whilst still under their applicable warranty period. All warranties are subject to our standard terms and conditions of sale which can be found on our website or by request to Harvest Healthcare Ltd.

# INSTALLATION

1. Raise the bed halfway.
2. Profile the backrest and leg section to allow easier access when connecting the straps.
3. Fold all the Hook and Loop flaps outwards to expose the channel in the top of the system.
4. Place the Universal Safe Roll below the mattress platform with the warning label at the top so you can read it.
5. Lower the bed so the frame fits in the channel in the top of the system.



6. Pull all of the flaps over the bed frame and secure (these need to be tight). As this is a universal system there are different flaps to allow use on different model beds, you need only use the ones applicable for your specific model.



7. Raise the bed, the system will now lift with the bed frame.
8. When giving care fold the bottom half of the system and join it to the top half with the Hook and Loop, this will give clearance for hoists etc.





# INSTALLATION

9. When giving care the system will swing under the mattress platform when pushed.




10. To deploy the system, lower the bed.

11. As the system contacts the floor pull the bottom outwards with your foot.



12. As the system slides across the floor fold out the bottom half and let it settle into its final position.




# SENSOR MAT INSTALLATION

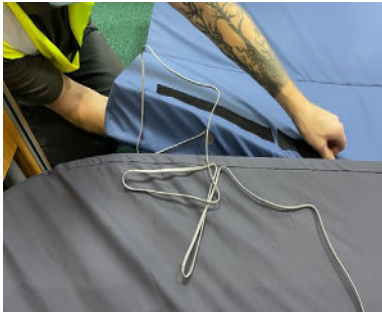
The Universal Safe Roll can be used in conjunction with the Harvest Healthcare Sensor Mat (HJM301M), this is installed into the top section of the system and can trigger your nurse call system in the event of the bed user rolling out of the bed.

PLEASE NOTE: You may need an adapter cable to fit your nurse call system, please contact Harvest Healthcare for information.

1. Unzip the cover on the top section and slide the HJM301M into the top / center of the system.



2. Pass the cable through the waterproof zip located on the system behind each of the larger Hook and Loop flaps.



3. Plug into the nurse call system and test the system triggers the nurse call system as soon as you roll off the bed onto the system. (it must trigger as you roll onto the system and not as you roll off)
4. Ensure there the cable is free to move freely as the bed is operated.

# CLEANING & CARE

## WARNING

Eye protection, gloves and protective clothing should be worn when carrying out cleaning and disinfection procedures.

When disinfecting the system, Harvest Healthcare recommends the following guidelines which have been developed to comply with recognised infection control procedures. These procedures are also to be used to prevent cross infection when transferring the system between patients.

### **UNIVERSAL SAFE ROLL BUMPER SYSTEM MATERIAL COVER**

During general use the cover can be cleaned by wiping it with a mild detergent solution. Machine wash or wipe with soap and water or a with a sodium hypochlorite solution diluted to 100ppm and tumble dry at low heat or allow to naturally dry.



Do not use abrasive cleaners, phenol disinfectants, solvents or alcohol-based cleansers, e.g. Dettol, Phenicol, Hibiscrub, Clearsol, Stericol, Hycoline, as these will damage the cover materials.



Do not iron.



Ensure that the side rail netting material is thoroughly dried before refitting the bumper or placing in storage.



**HYPERCARBONATE AND PHENOL-BASED SOLUTIONS SHOULD NOT BE USED AS THESE WILL DAMAGE THE BUMPER COVER**

### **DISPOSAL**

If contaminated, please dispose of as clinical waste.

If not contaminated dispose of as household waste at your local approved facility.

### **Note:**

Please report any serious incident related to this device to Harvest Healthcare.

Full contact details can be found at the end of this document.



Sheaf House, Bradmarsh Business Park,  
Bradmarsh Way, Rotherham S60 1BW

T +44 (0)1709 377172

F +44 (0)1709 377173

E [sales@harvesthealthcare.co.uk](mailto:sales@harvesthealthcare.co.uk)

[www.harvesthealthcare.co.uk](http://www.harvesthealthcare.co.uk)

Copyright Harvest Healthcare -003315A- Universal Safe Roll Bumper Manual -  
January 2023

**Harvest Healthcare Limited.** Company No: 07210261

Our Full Terms & Conditions are available by request or can be found on our Website.  
Harvest Healthcare reserves the right to alter or amend this document without notice.