







## Cadence Floor Profiling Bed

The Cadence Bed Range reimagines resident comfort and elevates your care environment. Each bed blends advanced technology with premium comfort, creating a space that resonates with residents and families and contributes to your home's overall value proposition.

The Cadence Floor Bed is the essential addition to the range, specifically designed to address severe fall risks. This bed ensures residents receive tailored care, comfort, and style, promoting a truly tailored care experience. It's ideal for long-term care environments where fall prevention, safety, and individualised care are paramount.

### Key Product Features

-  **Platform lowers to just 110mm:** Significantly reduces fall distance, maintaining independence while virtually eliminating fall-related injury risk.
-  **Scissor Lift Mechanism:** Provides exceptional stability and smooth, controlled vertical movement throughout the entire height range (from floor level to full height).
-  **Premium, Customisable Design:** Creates an elevated, homely, and sophisticated care environment, moving beyond a clinical appearance.
-  **Customisable Upholstery:** Personalised beds with a variety of elegant headboard and footboard options to improve the look and feel of your rooms.

### HIGHLIGHTS

-  **\*7-Year Warranty on Frame.**
-  **Unmatched Customisation**
-  **Long-Term Value & Durability**
-  **Designed to Elevate Your Spaces**
-  **Lowers to just 110mm**

#### CONTACT US

+44 (0)1709 377172  
sales@harvesthealthcare.co.uk

#### FOLLOW US

harvest-healthcare-ltd  
@HarvestHealthUK

#### OUR LOCATION

Sheaf House, Bradmarsh Business Park,  
Bradmarsh Way, Rotherham S60 1BW

# Additional Features

- Standard Trendelenburg and Reverse Trendelenburg.
- Standard Auto Regression: improved positioning and reduced shear/friction.
- Optional Inbuilt Extendable Platform
- Optional Standard & Extended Side Rails
- Low Voltage Power Supply
- Lockable Handset (all functions or Trendelenburg only).
- Emergency Battery Back-Up

## For further information:

Scan the QR Code below to visit our website.



## TECHNICAL DATA

<b>Product Code</b>	For product codes and ordering, get in touch with our team.
<b>Warranty</b>	*7-Year Warranty on Frame. Plus, 5-year warranty on woodwork and electrics.
<b>Total Bed Weight</b>	142 kg
<b>Platform Dimensions</b>	2000 x 900 mm
<b>Adjustable Height</b>	110 mm - 800 mm
<b>Safe Working Load</b>	205 kg / 32 st
<b>Maximum User Weight</b>	170 kg / 26.7 st
<b>Overall Dimensions</b>	2100 x 1050mm
<b>Angle of Back Rest</b>	Up to 80°
<b>Angle of Knee Rest</b>	Up to 35°
<b>Motor Unit Protection Class</b>	IPX4
<b>Medical Product</b>	Class 1

## ACCESSORIES

<b>Universal Safe Roll</b>	HFB003
<b>Grab Handle</b>	HLB685
<b>Grab Handle Safety Sleeve</b>	HLBGHS
<b>Lifting Pole</b>	HLDW582

### Important Safety Notice

Harvest Healthcare Ltd. supplies equipment and appliances to cover a range of medical conditions. Specific choice of equipment is the sole responsibility of the clinical practitioner or carer overseeing individual patient care. Harvest Healthcare Ltd supplies a range of products such as foam mattresses, active air mattresses, fall protection mats and bed rail protection bumpers. These products are usually covered in vapour-permeable PU fabric that could cause a risk of suffocation in the event of prolonged facial contact. Mattress risk categories are to be used as a guide only. Risk assessments specific to the user must be carried out prior to the use of all products. Products and data continually undergo development and may therefore deviate from the details given.

Version 3: Feb 2026